




TRINITY UNIVERSITY

Building on the Rock

ONLINE Classroom

lms.trinityuniversity.edu.ng



MOODLE LEARNING MANAGEMENT SYSTEM (LMS) GUIDE FOR LECTURERS

THE MOODLE LEARNING MANAGEMENT SYSTEM (LMS) PROVIDES EDUCATORS ACROSS ALL LEVELS AND INDUSTRIES WITH A HIGHLY FUNCTIONAL, FLEXIBLE, AND INTEROPERABLE DIGITAL LEARNING SOLUTION THROUGH OPEN-SOURCE TECHNOLOGY.

THE LOGIN INTERFACE



Your session has timed out. Please log in again.


admin

●●●●●●●●●●

Remember username

LOG IN

[Forgotten your username or password?](#)

Cookies must be enabled in your browser 

Some courses may allow guest access

LOG IN AS A GUEST

SAMPLE HOME PAGE

System Administrator

- Home
- Dashboard
- Calendar
- Private files
- My courses
- CIT 111
- Site administration

IT Certification

Operating System I

Elementary Mathematics IV- Vector and Algebra

Elementary Mathematics III - Calculus

African Communication Systems II

Writing and Production for Public Relations

Basic Writing Skill

Introduction to Advertising

Course/Sub Menu Bar

Course Listing Section

TURNING EDITING ON/OFF



HOME

BLOG

SCHOOL WEBSITE

CONTACT ADMIN

Basic Techniques in Microbiology

Home / Courses / Microbiology / MCB 121

Turn Editing
on/off

Edit settings

Turn editing on

Course completion

Filters

Gradebook setup

Backup

Restore

Import

Reset

More...

Announcements

MCB 121 MID-SEMESTER TEST

YOU ARE TO COMPLETE ALL TASK

Introduction to Laboratory Equipment:

Microbiology



4:21 PM

HOW TO ADD ACTIVITIES/RESOURCES

System Administrator

Introduction to Microbiology

Video introducing to Microbiology.

Drag and drop files onto course sections to upload them

Platform to chat with course-mates and Lecturer in respect of the course

Add Activity or resource To a course.

Add an activity or resource

Practical Demonstration on usage, function and maintenance of equipment

Aseptic techniques

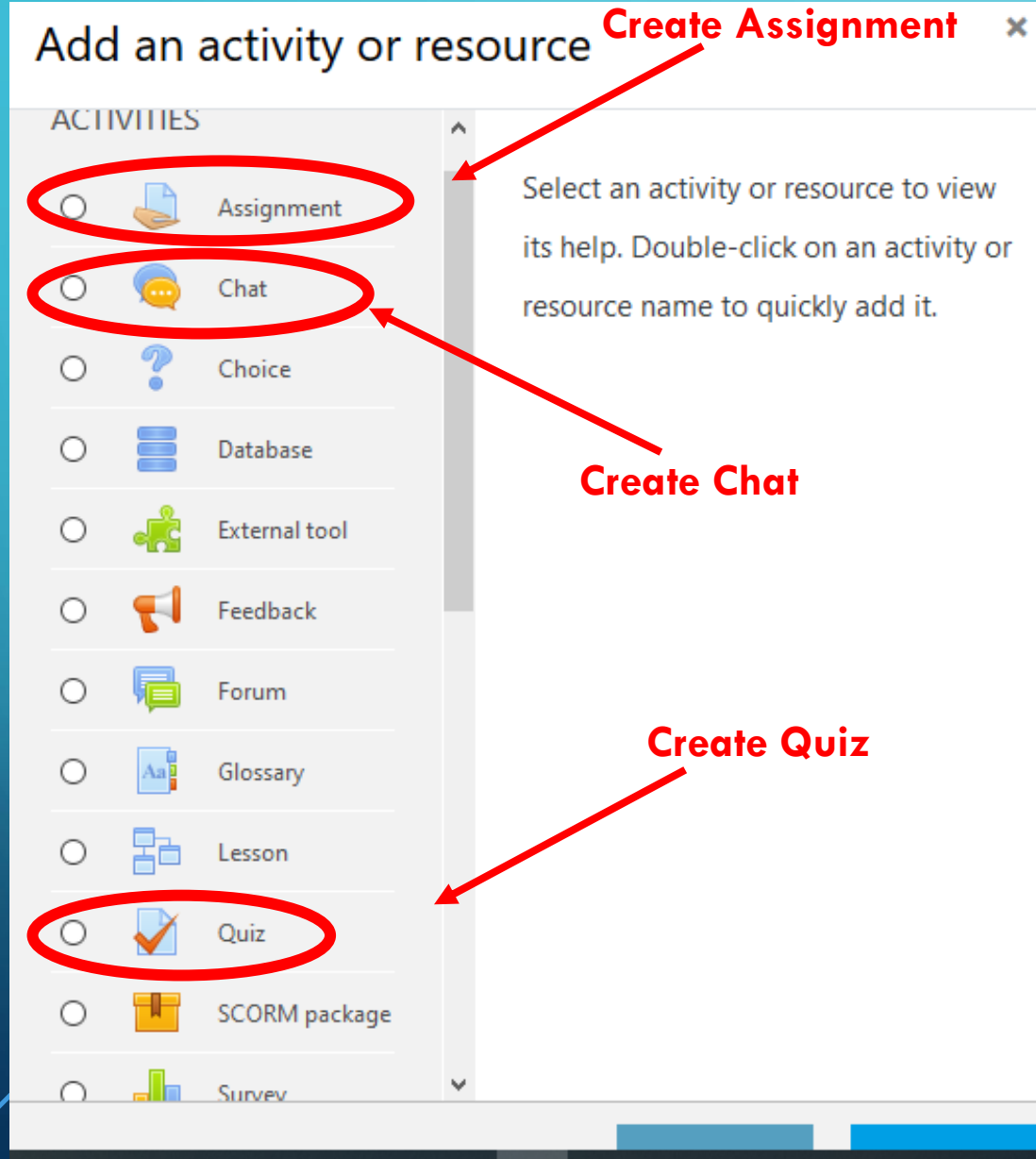
Aseptic Techniques Video

Watch video about Aseptic Techniques.

First Assignment

notifieditingon=1# sting students knowledge about Aseptic Techniques

ACTIVITY AND RESOURCES SECTION



- The activity and resources section is the area of the LMS where we can add different kinds of activities such as **ASSIGNMENT, CLASSROOM CHAT, QUIZ(TEST), FILE(VIDEO & AUDIO FILE UPLOAD)** etc.

HOW TO ADD STUDENTS TO COURSES

The screenshot shows a course page for "Basic Techniques in Microbiology" with a breadcrumb trail: Home / Courses / Microbiology / MCB 121. The user is logged in as "System Administrator". The page contains several items:

- Announcements
- MCB 121 MID-SEMESTER TEST (with a checkmark icon)
- A task status: "YOU ARE TO COMPLETE ALL TASK"
- Introduction to Laboratory Equipment:
- Introduction to Microbiology (with a video icon and description: "Video introducing to Microbiology.")
- Introduction Chat

A red arrow points to the "More..." option in a dropdown menu, which is circled in red. The menu options are:

- Edit settings
- Turn editing off
- Course completion
- Filters
- Gradebook setup
- Backup
- Restore
- Import
- Reset
- More...

ADDING STUDENTS TO COURSE

Course administration

Course administration **Users**

Users

Enrolled users

Groups

Other users

Enrolment methods

admin

Manual enrolments

Permissions

Check permissions

Click on User then
select Enrolled Users



ENROLLING STUDENTS FOR A COURSE

Participants

No filters applied

Search keyword or select filter ▼



















Number of participants: 2

First name **All** A B C D E F G H I J K L M N O P Q R S T U V W X Y Z

Surname **All** A B C D E F G H I J K L M N O P Q R S T U V W X Y Z

Click on Enroll Users

ENROL USERS

	First name  / Surname	Username	Email address	Roles	Groups	Last access to course	Status
<input type="checkbox"/>							
<input type="checkbox"/>	 Temitope Lucas	temitope	webmaster@moaetscandg.org.ng	Student 	No groups	50 days 22 hours	Active   
<input type="checkbox"/>	 Umaka Voke	umaka	vokeumaka004@gmail.comm	Student 	No groups	Never	Active   

ADDING STUDENTS TO A COURSE

Enrol users

Enrolment options

Select users No selection

ade |

Type part of the name of the student (User) you want to add and select the user

- Ojuolape Adegbite ojuolape, lapeadegbite@gmail.com
- Toluwalase Adegbite toluwalase, laseadegbite@gmail.com
- Richard Adeleye richard, adeleyeadebola45@gmail.com
- Modupeade Adetunji adetunji, ogunrinumodupe@gmail.com
- Raphael Adeyanju adeyanju, adeyanjuraphaelgbemiga@yahoo.com
- Odunle Joy odunle, joyjade606@gmail.com
- P. A. Omosebi omosebi2, adesong2002@yahoo.com
- P. Adeoye Omosebi omosebi, ade.omosebi@trinityuniversity.edu.ng
- Adebunmi Opeyemi adebunmi, opeyemiadebunmi8@gmail.com
- Adewunmi Oyindamola adewunmi, oyindamola.adewunmi02@gmail.com

Assign role

Show more...

Number of participants: 2

First name All A B C D


W X Y Z

CANCEL

Enrol users

Enrolment options

Select users

×  **Adebunmi Opeyemi** adebunmi, opeyemiadebunmi8@gmail.com

ade ▼

Assign role

Student ⇅

Show more...

**After selecting the user as identified
click on ENROL USERS button
To add the student to the course.**

ENROL USERS

CANCEL

PARTICIPANTS LIST

Participants

No filters applied

ENROL USERS

Search keyword or select filter ▼

Number of participants: 3

First name All A B C D E F G H I J K L M N O P Q R S T U V W X Y Z

Surname All A B C D E F G H I J K L M N O P Q R S T U V W X Y Z

New user added as participant to the course.

<input type="checkbox"/>	First name / Surname	Username	Email address	Roles	Groups	Last access to course	Status
<input type="checkbox"/>	Adebunmi Opeyemi	adebunmi	opeyemiadebunmi8@gmail.com	Student	No groups	Never	Active
<input type="checkbox"/>	Temitope Lucas	temitope	webmaster@moaetscandg.org.ng	Student	No groups	50 days 22 hours	Active
<input type="checkbox"/>	Umaka Voke	umaka	vokeumaka004@gmail.comm	Student	No groups	Never	Active

ADD COURSES

The screenshot shows the Moodle site administration interface. On the left is a navigation menu with items: Home, Dashboard, Calendar, Private files, My courses, CIT 111, and Site administration. The 'Site administration' item is circled in red with an arrow labeled '1' pointing to it. The main content area has a pink banner at the top that says 'Your site is not yet registered.' with a 'REGISTER YOUR SITE' button. Below this is the 'Site administration' section with a search bar (labeled '2') and a 'SEARCH' button. Underneath are several tabs: Site administration, Users, Courses (circled in red with an arrow labeled '2'), Grades, Plugins, Appearance, Server, Reports, and Development. Below the tabs is the 'Courses' section with a list of options: 'Manage courses and categories' (circled in red with an arrow labeled '3'), Course custom fields, Add a category, Add a new course, Restore course, Course default settings, Course request, Pending requests, and Upload courses.

Site administration

1

NOTE

1. Click Site Admin
2. Click Courses tab
3. Select Manage Courses & Categories

2

SEARCH

Courses

Manage courses and categories

3

Manage courses and categories

Course custom fields

Add a category

Add a new course

Restore course

Course default settings

Course request

Pending requests

Upload courses




























ADDING COURSES

Course and category management

Viewing: Course categories and courses ▾

Course categories

1 → **CREATE NEW CATEGORY**

<input type="checkbox"/>	Miscellaneous	   ▾	0	
<input type="checkbox"/>	Information Technology	    ▾	1	
<input type="checkbox"/>	Computer Science	    ▾	3	
<input type="checkbox"/>	Mass Communication	    ▾	5	
<input type="checkbox"/>	Physics with Electronics	    ▾	1	
<input type="checkbox"/>	Microbiology	   ▾	1	

Microbiology

2 → **CREATE NEW COURSE**

Sort courses ▾

Per page: 20 ▾

 <input type="checkbox"/>	Basic Techniques in Microbiology	  
--	----------------------------------	---

Showing all 1 courses

Move
selected
courses
to...

Choose... ▾

MOVE

NOTE

1. Click here to create another category your course belongs to if it has not been created.
2. Either way click here to add your new course



THANKS YOU!

NOTE:

You can download the desktop version of Moodle by clicking the green text below:

[MOODLE DESKTOP APPLICATIONN FOR WINDOWS](#)

